

W702 Sprue Picker

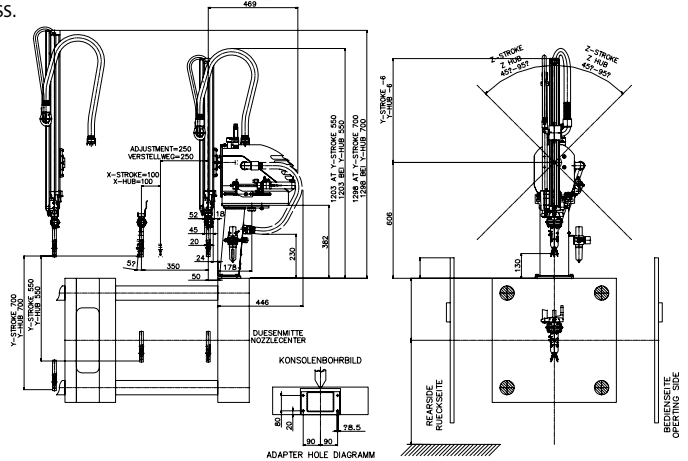
For the removal of sprues and parts from the injection molding machine. The solid construction allows fast movement with low vibration for precise removal.

- **X-axis (kick-stroke)**
 - Heavy-duty linear rails and recirculating ball bearings.
 - Swivel base to rotate the arm behind the fixed platen for mold changes and locating pin to precisely reposition arm for part removal.
- **Y-axis (vertical stroke) 0-550mm (21.7") or 700mm (27.6")**
 - Adjustable stroke.
 - Pneumatic shock absorbers.
 - Locking cylinder to prevent the arm from drifting down into the mold in the event of air pressure loss.
 - The Y-axis is also equipped with a heavy-duty switch as an additional interlock before the mold can close.
 - Energy chain for less wear of tubing.
- **Z-axis (pivot)**
 - Freely adjustable from 45°–95°.
 - Simple change-over from rear side to operator side placement.
- **B-axis (90° C tooling rotation)**
 - Rotation is made automatically when pivoting the Z-axis out of the press.
- **Mechanical Sprue Gripper** with part monitoring.
- **optional**
 - Venturi vacuum with part monitoring.
 - Parts gripper with 4 suction cups.

W702




Gripper can be inclined for optimal sprue removal




SA7 Control

- For **W702** sprue picker and **W710** robot.
- Easy to use interface with graphical LCD display. Arrangement of buttons and symbols is similar to the **CNC TeachBox** for easier use by the operators.
- Simple sequence start.
- Simple Teach-In programming of the entire program sequence, including all movements, strokes, time settings and molding machine interface.
- 4 standard programs for easy setup.
- Up to 50 additional individual programs can be taught and stored.
- Standard moldig machine interface (SPI & E12).
- Full diagnostics with text error messages.
- Different languages are included and can be selected: English, German, French, Spanish, Chinese, etc.



SA7 teach pendant with graphical LCD display




Easy access for service

Innovative 7 Series Robots

W710

The W710 series are the perfect robots for smaller molding machines up to 200 t.

These robots are designed with a fixed kick stroke beam. The rugged, specially reinforced aluminum extrusion is directly attached to the main carriage. There are no parts sticking out towards the injection unit. Even on small molding machines there is no collision with the hopper. The rugged lightweight vertical arm is guided by high capacity linear bearings to allow fast movement with minimum vibration for precise insert and removal jobs.



W710(S) One-Axis Motor Robots

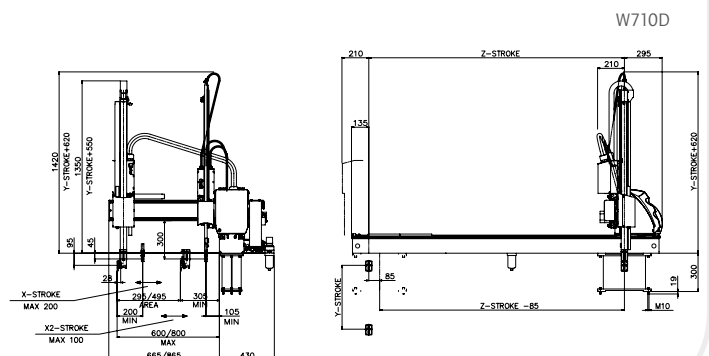
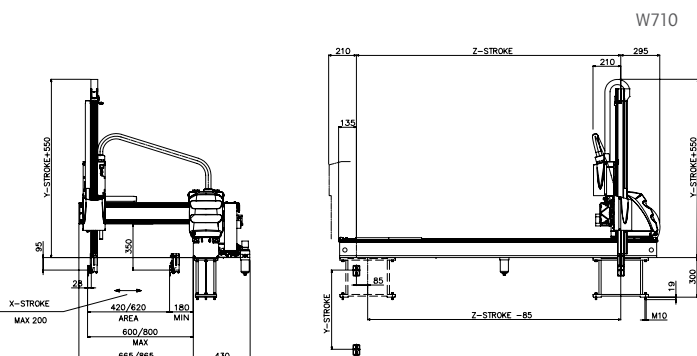
"Pick and Place" Robots Providing High Performance at Affordable Prices

- **Z-axis**
Motor driven by asynchronous servo motors for precise control of multiple stopping positions on traverse axis.
- **Y-axis**
- Rugged light-weight aluminum extrusion to allow fast movement.
- Pneumatically driven with large hydraulic shock absorbers provide smooth and shock dampening stops.
- **Model S (optional)**
Double arm robots are designed particularly for three-plate mold applications.



W710S

Measures mm (inches)	Vertical Stroke		Kick-Stroke		Horizontal Stroke
	Y-stroke	Y2-stroke	Reach	X/ X2-stroke	Z-stroke
W710 – 800	800	-	600	200/-	1.500
W710 – 1000	1.000	-	600	200/-	1.500
W710 – 1000L	1.000	-	800	200/-	2.000
W710 – 1200	1.200	-	800	200/-	2.000
W710S – 800	800	850	600	200/100	1.500
W710S – 1000	1.000	1.050	600	200/100	1.500
W710S – 1000L	1.000	1.050	800	200/100	2.000
W710S – 1200	1.200	1.250	800	200/100	2.000





Technology working for you.

Wittmann Kunststoffgeräte GmbH

Lichtblaustraße 10

1220 Vienna | Austria

Tel.: +43 1 250 39 0 | Fax: +43 1 259 71 70

info@wittmann-robot.at

www.wittmann-robot.com

