

DRYMAX Dryers



Dry Air Dryers for Plastic Resin

Technology working for you.

Wilmann

Progress through Innovation

DRYMAX P15 Compressed Air Dryer

The drying principle is based on pre-dried, factory supplied compressed air which expands within the **DRYMAX P15** to atmospheric pressure and is controlled to process temperature before being guided into the drying hopper. Depending on the quality of the supplied compressed air dew points to -25°C can be achieved.

- **Selectable Dry Air Volume**
Operation with either 7 or 15 m³/h in order to adjust the compressed air consumption to the actual material throughput..
- **Miscellaneous Operation Modes**
The batch mode is used for the time-controlled drying of plastic resin and is mostly employed in conjunction with very small material drying requirements with subsequent disconnection of the dryer and connection to another drying hopper. The continuous mode is best suited for uninterrupted material drying requirements.
- **Maintenance Free**
Virtually maintenance free operation by eliminating almost all moving parts.



Option: Clip-On Hopper Connection

The Dryer **DRYMAX P15** is equipped as standard with a handle and a simple "Clip-on" mechanism to conveniently remove the unit and to reconnect it to different drying hoppers of the WITTMANN series prepared for this connection. A guide pin ensures the secure docking of the dryer to the drying hopper. A spring-loaded locking pin then connects the dryer and hopper as one unit.



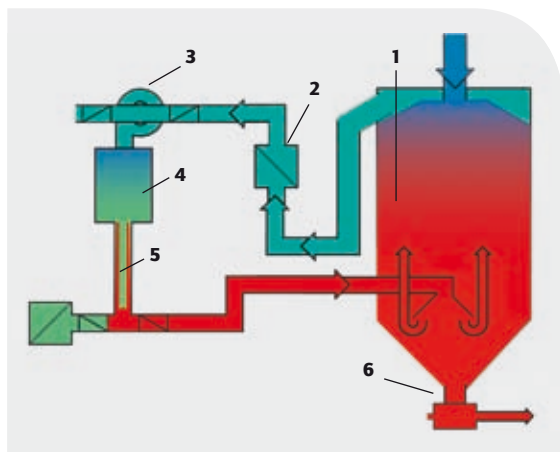
DRYMAX P15 Performance Data

DRYMAX	P15 30	P15 50
Process air [m ³ /h] @ 50 Hz		15
Process air [cfm] @ 50 Hz		9
Process air [m ³ /h] @ 60 Hz		7
Process air [cfm] @ 60 Hz		4
Process heater	in Hopper	
Process/regen. heater [kW]	0.8	
Power supply [amps] @ 50 Hz	3.9	
Power supply [amps] @ 60 Hz	-	
Power plug	Schuko 7/7 (12 amps)	
Drying hopper size [ltr.]	30	50
Drying hopper size [cu.ft.]	1.05	1.77
Drying hopper with casters	on IMM -	

DRYMAX ES40 Dry Air Dryer

The **DRYMAX ES** Series compact dry air dryers are equipped with one desiccant bed and provide a dry air volume of 40 m³/h.

- **Ambient Independent Dew Point of -35°C**
- **SmartReg Function**
Time optimized control of the regeneration and cooling of the desiccant bed.
- **Energy Saving Counter Airflow Regeneration**
Reduces energy costs through fastest dehumidification of the desiccant bed during the regeneration phase.
- **Material Protection Function**
Avoids over-drying and thermal degradation of the plastic resin through short term lowering of the drying temperature during production stoppages of the processing machine.
- **Side Channel Blower**
Constant air flow even during fluctuating pressure conditions in the drying hopper.



- 1 Plastic resin
- 2 Microfilter
- 3 Blower
- 4 Desiccant bed
- 5 Regeneration/Process heater
- 6 Vacuum take-off adapter

DRYMAX ES40 Options

- **Dew Point Sensor**
Integrated dew point display with alarm function.
- **Return Air Cooler**
Directly integrated into the filter housing and retrofittable without tools for the highest efficiency.
- **High Temperature Construction**
Increased process temperature from a standard 130°C to 180°C for the efficient drying of materials requiring higher drying temperatures.
- **Alarm Light and Horn**
Increased operating safety in error situations.

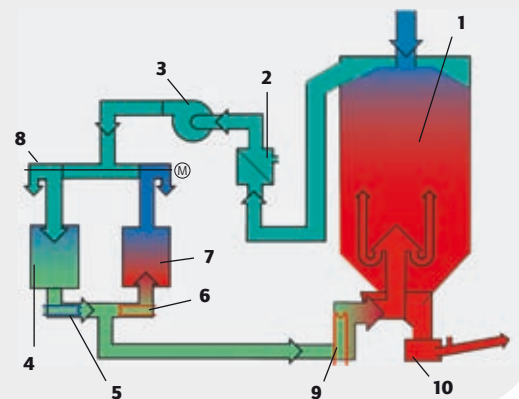
DRYMAX D30, D60 and 100 Compact Dry Air Dryers

The **DRYMAX** Series dry air dryers are equipped with two desiccant beds to supply continuous dry process air and constant quality for the perfect drying of plastic resin.

- **Ambient Independent Dew Point to -60°C**
- **Motorized Switchover Valve**
Operation without compressed air lines and optimized control of drying and regeneration cycles in both desiccant beds.
- **Energy Saving Counter Airflow Regeneration**
Reduced energy costs through fastest dehumidification of the desiccant beds during the regeneration phase.
- **Material Protection Function**
Avoids over-drying and thermal degradation of the plastic resin through short term lowering of the drying temperature during the production stoppages of the processing machine.
- **Micro Particle Filter in Return Air**
Dust separation efficiency of up to 99.9% for high process safety.
- **SmartReg Energy Saving Function**
For the time optimized control of regeneration and cooling of the desiccant beds (on **DRYMAX D60** and **100**).
- **SmartFlow Intelligent Air Distribution**
Automatic air distribution to adjust to different materials and fluctuating material demands (available on units with 2 drying hoppers).



- 1 Plastic resin
- 2 Microfilter
- 3 Blower
- 4 Desiccant bed 1 (in process)
- 5 Regeneration heater 1
- 6 Regeneration heater 2
- 7 Desiccant bed 2 (in regeneration)
- 8 Switch over valve
- 9 Process air heater
- 10 Vacuum take-off adapter



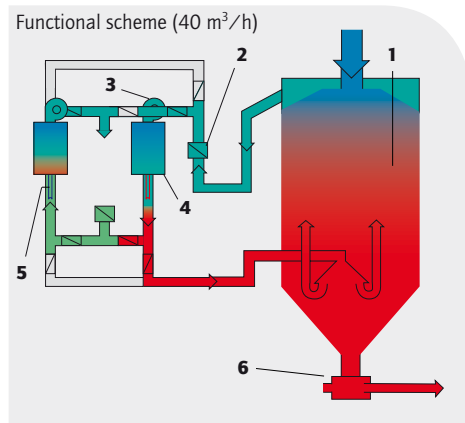
DRYMAX D30, D60 and 100 Options

- **Dew Point Sensor**
Integrated dew point display with alarm function. For energy savings the dew point reading can be used to delay the bed switch-over until a user defined dew point level is reached.
- **Return Air Cooler**
Highest efficiency directly integrated into the filter housing and retrofittable without tools.
- **Micro Particle Filter in Process Air**
Dust separation efficiency of up to 99.9% for high process safety of materials with optical quality (on **DRYMAX D60** and **100**).
- **High Temperature Construction**
Increased process temperature from a standard 130°C to 180°C for the efficient drying of materials requiring higher drying temperatures.

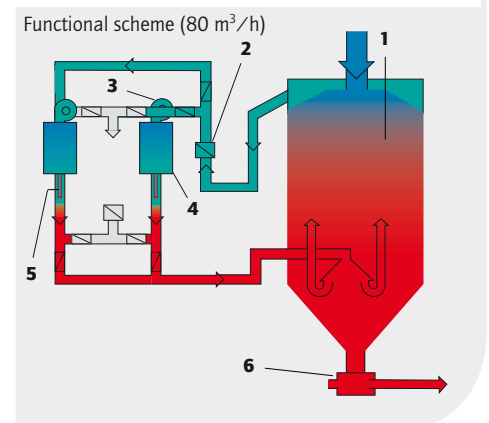
DRYMAX ED80 Compact Dry Air Dryers

The **DRYMAX ED80** Series dry air dryers are equipped with two independent process blowers and desiccant beds, which upon demand can be operated in parallel to provide short-term higher dry air performance.

- **Ambient Independent Dew Point to -50°C (-58°F)**
- **SmartFlow With Single Hopper Operation**
In the single hopper version two independent process blowers already permit variable air distribution (**SmartFlow**) based on the actual material flow.
- **Energy Saving Counter Airflow Regeneration**
Reduces energy costs through the fastest dehumidification of the desiccant beds during the regeneration phase.
- **Material Protection Function**
Avoids over-drying and thermal degradation of the plastic resin by short-term lowering of the drying temperature during production stoppages of the processing machine.
- **SmartReg Energy Saving Function**
For time-optimized control of the regeneration and cooling of the desiccant beds.



- 1 Plastic resin
- 2 Microfilter
- 3 Blower
- 4 Desiccant bed
- 5 Regeneration/Process heater
- 6 Vacuum take-off adapter



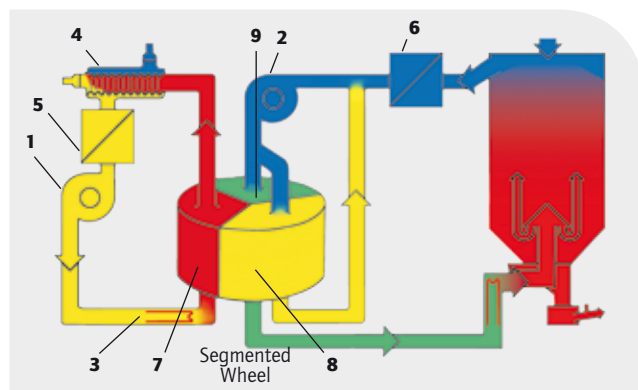
DRYMAX ED80 Options

- **Dew Point Sensor**
Integrated dew point display with alarm function. For energy savings the dew point reading can be used to delay the bed switch-over until a user-defined dew point level is reached.
- **Return Air Cooler**
Highest efficiency directly integrated into the filter housing and retrofittable without tools.
- **Micro Particle Filter in Process Air**
Dust separation efficiency of up to 99.9% for high process safety of materials with optical quality (on **DRYMAX D60** and **100**).
- **High Temperature Construction**
Increased process temperature from a standard 130°C to 180°C for the efficient drying of materials requiring higher drying temperatures.

DRYMAX ER60 Segmented Wheel Dryer

The **DRYMAX ER60** segmented wheel dryer combines both the advantages of a twin bed desiccant dryer with those of a desiccant wheel dryer. The **DRYMAX ER60** offers a constant low dew point, extremely energy efficient operation and the easy exchange of desiccant without costly wheel replacement.

- **Ambient Independent Dew Point to -40°C (-40°F)**
- **Thermal Energy Return**
The thermal energy of the drying process exhaust air is recovered to reduce the total energy required. Thus, the dryer constantly saves energy during the drying process.
- **SmartWheel**
The regeneration temperature and revolution speed of the wheel are automatically adjusted to achieve the freely selectable constant dew point (dew point sensor optional) and thus, reduces energy consumption.
- **Material Protection Function**
Avoids over-drying and thermal degradation of the plastic resin by short term lowering of the drying temperature during production stoppages of the processing machine.
- **Micro Particle Filter in Return Air**



- 1 Regeneration blower
- 2 Process air blower
- 3 Regeneration heater
- 4 Heat exchanger
- 5 Inlet filter
- 6 Return air filter
- 7 Regeneration phase
- 8 Cooling phase
- 9 Process phase

DRYMAX ER60 Options

- **Dew Point Sensor**
The integrated dew point display with alarm function offers energy savings as the dew point reading can be used to delay switchover of the bed until a user defined dew point level is reached.
- **Return Air Cooler**
Highest efficiency is directly integrated into the filter housing and retrofittable without tools.
- **Micro Particle Filter in Process Air**
Dust separation efficiency of up to 99.9% for high process safety of materials with optical quality (on **DRYMAX D60** and **100**).
- **High Temperature Construction**
Increased process temperature from a standard 130°C to 180°C for the efficient drying of materials requiring higher drying temperatures.
- **Alarm Light and Horn**
Increased operating safety in error situations.

PDC – Portable Drying Conveyors

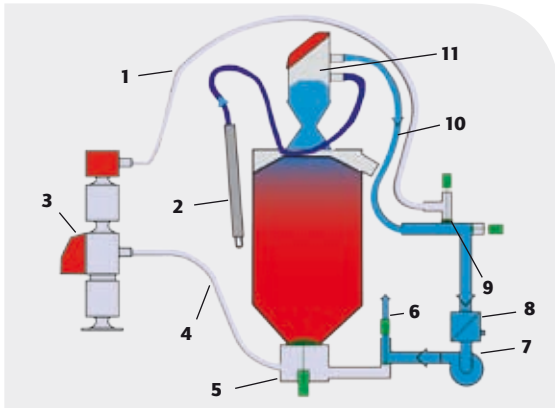
The **PDC** compact dryer option enables the highest flexibility with the integration of a side channel blower and the connection of up to two material consumers.

- **Maintenance Free Vacuum Blower**
A maintenance free vacuum blower with 3-phase motor supplies material on request to either the processing machine or the drying hopper.
- **Just-in-time Conveying**
A sensor at the loader determines the minimum material storage and results in the immediate conveying in case of material shortage.
- **Integrated Dry Air Conveying**
The material loading to the molding machine is accomplished via closed-loop dry air to a receiver with a glass cylinder for optimized visual inspection.
- **Central Dust Separation and Collection**
Easily accessible for simple cleaning.
- **2 in 1 Control System**
One control for drying and conveying.
- **Simple Interface**
Through selection of loaders via buttons located on the door.
- **Option:**
DUAL-PDC Conveying: For the supply of dry material to up to two processing machines.



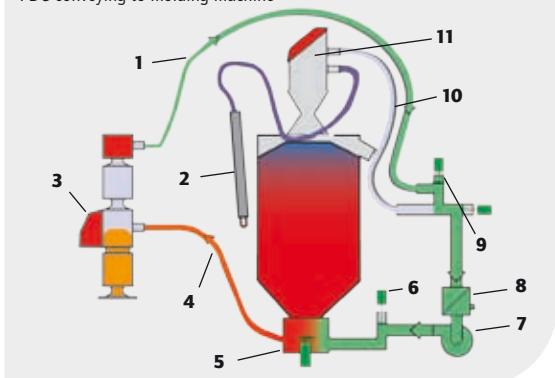
PDC Functional Scheme

PDC conveying to drying hopper



- 1 Return air
- 2 Wand
- 3 Machine feeder FEEDMAX B106
- 4 Material line
- 5 Controlled vacuum take-off adapter
- 6 Purging valve
- 7 Blower
- 8 Dust filter
- 9 Changeover valve
- 10 Vacuum line
- 11 Loader on drying hopper

PDC conveying to molding machine



Machine feeder FEEDMAX B106

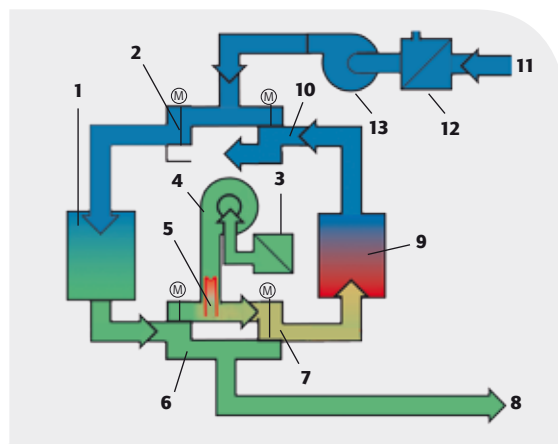
"AIR-JET" Material De-dusting

During the conveying cycle the material passes through a turbulent air stream vortex in the glass chamber and is completely de-dusted in order to improve the processing quality of material.

DRYMAX E 180–1200 Battery Dryers

The **DRYMAX** battery dryer series are equipped with two desiccant beds and therefore provide continuous process air and constant dry air quality for the perfect drying of plastic resin.

- **Ambient Independent Dew Point up to -60°C**
- **Four Switchover Valves**
The switchover valves provide optimized control of drying and regeneration cycles in both desiccant beds.
- **Energy Saving Counter Airflow Regeneration**
Reduces energy costs through fastest dehumidification of the desiccant beds during the regeneration phase.
- **Material Protection Function**
Avoids over-drying and thermal degradation of the plastic resin through short term lowering of the drying temperature during production stoppages of the processing machine.
- **Micro Particle Filter in Return Air**
Dust separation efficiency of up to 99.9% for high process safety.
- **SmartReg Energy Saving Function**
Time-optimized control of the regeneration and cooling of the desiccant beds.
- **Side Channel Blowers**
For separate process and regeneration blowers in order to guarantee constant air flow even during fluctuating pressure conditions.



- 1 Desiccant bed (in process)
- 2 Switchover valve 1
- 3 Inlet filter
- 4 Regeneration blower
- 5 Regeneration heater
- 6 Switchover valve 3
- 7 Switchover valve 4
- 8 Process air
- 9 Desiccant bed 2 (in regeneration)
- 10 Switchover valve 2
- 11 Return air
- 12 Microfilter
- 13 Process blower

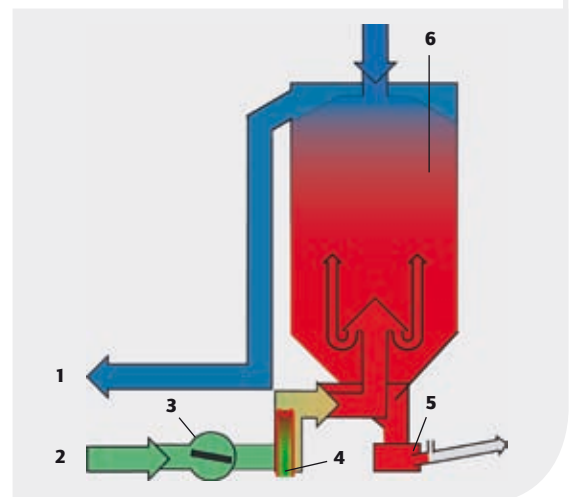
DRYMAX E Options

- **Dew Point Sensor**
For dew point controlled regeneration and switchover and visualization with alarm functions.
- **Return Air Cooler**
- **Micro Particle Filter for Process**

SILMAX E 100–6,500 l Drying Hoppers

The *SILMAX* drying hoppers with integrated microprocessor control are available in table versions from 70 up to 1,200 l and free standing up to 6,500 l.

- **SmartFlow Intelligent Air Distribution**
Automatic air distribution to adjust to different materials and fluctuating material demands.
- **Airflow Display**
A simple check of the air volume through each drying hopper is possible.
- **Integrated CAN Interface**
Allows extensive data exchange and status forwarding between the dryer and a central system for visualization. Allows extensive data exchange and status forwarding between the dryer and a central system for visualization.
- **Robust Stainless Steel Execution**
All components in contact with the material are made of stainless steel and are therefore perfectly suited for critical and abrasive applications.
- **Efficiency Enhancing Insulation**
The drying hoppers are equipped with 40 mm thick insulation across the entire height in order to reduce heat losses and increase drying efficiency.
- **Convenient Clean Out Door**
Drying hoppers of sizes 100 l and up are equipped as standard with a clean out door ideally suited for the respective hopper diameter. The perfect geometry of the hopper guarantees uniform drying of the material across the entire cross-section.
- **Integrated Sight Glass**
For the convenient visual inspection of material flow and level.
- **Material Slide Gate**
All drying hoppers are included as a standard with a manual slide gate.



Option: Vacuum Take-off Adapter

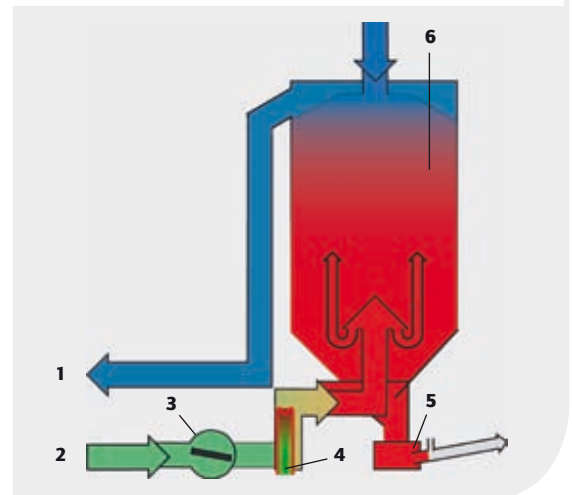
Available with one or two material outlets as well as with controlled discharged valve for the efficient purging after the loading cycle (in connection with WITTMANN *M7.2* control system).



SILMAX E Compact 30–150 l Drying Hoppers

SILMAX compact drying hoppers are designed for battery drying systems as well as compact portable systems. Battery drying systems are available with either 2 or 3 independent drying hoppers.

- **SmartFlow Intelligent Air Distribution**
Automatic air distribution to adjust to different materials and fluctuating material demands.
- **Airflow Display**
A simple check of the air volume through each drying hopper is possible.
- **Integrated CAN Interface**
Allows extensive data exchange and status forwarding between the dryer and a central system for visualization.
- **Robust Stainless Steel Construction**
All components in contact with the material are made of stainless steel and are therefore perfectly suited for critical and abrasive applications.
- **Efficiency Enhancing Insulation**
The drying hoppers are equipped with 40 mm thick insulation across the entire height in order to reduce heat losses and increase drying efficiency.
- **Convenient Clean Out Door**
Drying hoppers of sizes 100 l and up are equipped as standard with a clean out door ideally suited for the respective hopper diameter. The perfect geometry of the hopper guarantees uniform drying of the material across the entire crosssection.
- **Integrated Sight Glass**
For the convenient visual inspection of material flow and level.
- **Material Slide Gate**
All drying hoppers are included as a standard with a manual slide gate.
- **Option:**
Available with one or two material outlets as well as with controlled discharged valve for the efficient purging after the loading cycle (in connection with WITTMANN M7.2 control system).



- 1 Return air
- 2 Process air
- 3 SmartFlow
- 4 Process air heater
- 5 Take-off adapter
- 6 Plastic resin

Series of Drying Hoppers

- **Robust Stainless Steel Execution**
All components in contact with the material are made of stainless steel and are therefore perfectly suited for critical and abrasive applications.
- **Convenient Clean Out Door**
Drying hoppers from 100 to 400 l are equipped as standard with a clean-out door ideally suited for the respective hopper diameter. The perfect geometry of the hopper guarantees the uniform drying of the material across the entire crosssection.



Application Photos



Efficient Material Management

The placement of the dryer and drying hoppers on a mezzanine above the gaylords and material supply bins guarantees the optimized usage of available space as well as shortest conveying distances for the filling of the drying hoppers.

The perfect geometry of the drying hoppers and the discharge cone, which has been designed for uniform material flow, are perfectly suited for the drying of virgin and regrind material.

Flexible and Modular Construction

The modular drying hopper series *SILMAX* with separate tables enable a flexible combination for the respective drying demand. Even when the requirement changes over time the *SILMAX* drying hoppers can be arranged differently and new hoppers can be added, as long as the dry air supply of the dryer series *DRYMAX* is sufficiently sized.

Optional level sensors in the *FEEDMAX* vacuum loaders calculate and monitor by means of the WITTMANN *M7.2* control system any excessive dried material demand in each drying hoppers and respond according to the users instructions.



Intelligent Air Distribution

The intelligent SmartFlow air distribution of each *SILMAX* drying hopper adjusts the air supply to the actual material demand of the respective *SILMAX* hopper.

Thereby a high quantity of drying hoppers can be connected to a dryer and still guarantee an efficient and perfect drying process.

DRYMAX Performance Data

DRYMAX	ES40-H	ES40				ES40					ES40			ES40				
		30	50	70	100	30 M	50 M	70 M	100 M	150 M	30 T	50 T	70 T	30 PDC/(DUAL)	50 PDC/(DUAL)	70 PDC/(DUAL)	100 PDC/(DUAL)	150 PDC/(DUAL)
Process air [m³/h] @ 50 Hz	30	30				30					30			30				
Process air [cfm] @ 50 Hz	18	18				18					18			18				
Process air [m³/h] @ 60 Hz	36	36				36					36			36				
Process air [cfm] @ 60 Hz	21	21				21					21			21				
Process heater [kW]	1.6	1.6				1.6					1.6			1.6				
Process heater	in Dryer	in Dryer				in Dryer					in Dryer			in Dryer				
Regen. heater [kW]	1.6	1.6				1.6					1.6			1.6				
Power supply EU/US [amps]	10.4/11.6	10.4/11.6				10.4/11.6					10.4/11.6			15.1/15.6				
Power plug EU/US		Schuko 7/7 (16 amps)/without											CEE 16/without					
Drying hopper size [ltr.]	–	30	50	70	100	30	50	70	100	150	30/30	50/30	50/50	30	50	70	100	150
Drying hopper size [cu.ft]	–	1.05	1.77	2.47	3.53	1.05	1.77	2.47	3.53	5.3	1.05/1.77	1.77/1.05	1.77/1.77	1.05	1.77	2.47	3.53	5.3
Drying hopper	–	on IMM				at Dryer					–			–				
with casters	–	–				–					–			–				
IMM loaders		–											PDC 1/DUAL 2					
IMM conveying volume		–											up to 1.5 l/cycle					
Hopper loaders		–											1					
Hopper conveying volume		–											6 l/cycle					

DRYMAX	D30-H	D30				D30				D30			D30			
		30	50	70	100	30 M	50 M	70 M	100 M	30/30 M	50/30 M	50/50 M	30 PDC/(DUAL)	50 PDC/(DUAL)	70 PDC/(DUAL)	100 PDC/(DUAL)
Process air [m³/h] @ 50 Hz	30	30				30				30			30			
Process air [cfm] @ 50 Hz	18	18				18				18			18			
Process air [m³/h] @ 60 Hz	36	36				36				36			36			
Process air [cfm] @ 60 Hz	21	21				21				21			21			
Process heater [kW]	1.6	1.6				1.6				0.8/0.8			1.6			
Process heater	in Dryer	in Dryer				in Dryer				at Hopper			in Dryer			
Regen. heater [kW]	0.8	0.8				0.8				0.8			0.8			
Power supply EU/US [amps]	12.5	12.5				12.5				12.4			14.8/10			
Power plug EU/US		Schuko 7/7 (16 amps)/without											CEE 16/without			
Drying hopper size [ltr.]	–	30	50	70	100	30	50	70	100	30/30	50/30	50/50	30	50	70	100
Drying hopper size [cu.ft]	–	1.05	1.77	2.47	3.53	1.05	1.77	2.47	3.53	1.05/1.77	1.77/1.05	1.77/1.77	1.05	1.77	2.47	3.53
Drying hopper	–	on IMM				at Dryer				at Dryer			–			
with casters	yes	–				yes				yes			–			
IMM loaders		–											PDC 1/DUAL 2			
IMM conveying volume		–											up to 1.5 l/cycle			
Hopper loaders		–											1			
Hopper conveying volume		–											6 l/cycle			

DRYMAX	D60	D60-H	D60		D60				D60	D60	D60		D60		D60		D60			
			70	100	70 M	100 M	150 M	200 M	300 M	400 M	50/50 M	70/70 M	100/70 M	100/100 M	70 PDC/(DUAL)	100 PDC/(DUAL)	150 PDC/(DUAL)	200 PDC/(DUAL)	300 PDC/(DUAL)	400 PDC/(DUAL)
Process air [m³/h] @ 50 Hz	60		60		60				60	60	60		60		60		60			
Process air [cfm] @ 50 Hz	35		35		35				35	35	35		35		35		35			
Process air [m³/h] @ 60 Hz	72		72		72				72	72	72		72		72		72			
Process air [cfm] @ 60 Hz	42		42		42				42	42	42		42		42		42			
Process heater [kW]	–	3	3		3				3/3	3/3	3/3		3/3		3		3			
Process heater	–	ext.	at Hopper		at Hopper				at Hopper	at Hopper	at Hopper		at Hopper		at Hopper		at Hopper			
Regen. heater [kW]	1.2		1.2		1.2				1.2	1.2	1.2		1.2		1.2		1.2			
Power supply EU/US [amps]	5.6/4.6	12.7/10.9	12.7/10.9		12.7/10.9				16/14.7	16/14.7	16/14.7		16/14.7		14.7/13.1		14.7/13.1			
Power plug EU/US			CEE 16/without																	
Drying hopper size [ltr.]	–	70	100	70	100	150	200	300	400	50/50	70/70	100/70	100/100	70	100	150	200	300	400	
Drying hopper size [cu.ft]	–	2.47	3.53	2.47	3.53	5.30	7.06	10.59	14.12	1.77/1.77	2.47/2.47	3.53/2.47	3.53/3.53	2.47	3.53	5.30	7.06	10.59	14.12	
Drying hopper	–	on IMM		at Dryer				at Dryer		at Dryer		at Dryer		–		–		–		
with casters	yes	yes		yes				yes		yes		yes		–		–		–		
IMM loaders		–																		
IMM conveying volume		–																		
Hopper loaders		–																		
Hopper conveying volume		–																		
		6 l/cycle																		

DRYMAX	100	100-H	100 100	100 150	100 100 M	100 150 M	100 200 M	100 300 M	100 400 M	100 70/70 M	100 100/70 M	100 100/100 M	100 150/70 M	100 150/100 M	100 150/150 M	100 100 PDC (DUAL)	100 150 PDC (DUAL)	100 200 PDC (DUAL)	100 300 PDC (DUAL)	100 400 PDC (DUAL)			
Process air [m³/h] @ 50 Hz	100		100		100		100		100	100		100		100		100		100		100			
Process air [cfm] @ 50 Hz	57		57		57		57		57	57		57		57		57		57		57			
Process air [m³/h] @ 60 Hz	120		120		120		120		120	120		120		120		120		120		120			
Process air [cfm] @ 60 Hz	71		71		71		71		71	71		71		71		71		71		71			
Process heater [kW]	–	4	4		4		4		4	4		4		4		4		4		4			
Process heater	–	in Dryer	at Hopper		am Silo		in Dryer		in Dryer	in Dryer		in Dryer		in Dryer		at Hopper		at Hopper		at Hopper			
Regen. heater [kW]	2		2		2		2		2	2		2		2		2		2		2			
Power supply EU/US [amps]	5.8/5.3	11.6/10	11.6/10		11.6/10		11.6/10		11.6/10	17.4/14.9		17.4/14.9		17.4/14.9		17.4/12.5		17.4/12.5		17.4/12.5			
Power plug EU/US			CEE 16/without								CEE 32/without								CEE 16/without				
Drying hopper size [ltr.]	–		100	150	100	150	200	300	400	70/70	100/70	100/100	150/70	150/100	150/150	100	150	200	300	400			
Drying hopper size [cu.ft.]	–		3.53	5.3	3.53	5.3	7.06	10.59	14.13	2.47/2.47	3.53/2.47	3.53/3.53	5.3/2.47	5.3/3.53	5.3/5.3	3.53	5.3	7.06	10.59	14.13			
Drying hopper	–		on IMM				at Dryer		at Dryer	at Dryer		at Dryer		at Dryer		–		–		–			
with casters	yes		yes				yes		yes	yes		yes		yes		–		–		–			
IMM loaders									–											1			
IMM conveying volume									–											up to 1.5 l/cycle			
Hopper loaders									–											1			
Hopper conveying volume									–							6 l/cycle				12 l/cycle			

DRYMAX	ED 80	ED 80 H1	ED 80 70	ED 80 100	ED 80 150	ED 80 70 M	ED 80 100 M	ED 80 150 M	ED 80 200 M	ED 80 300 M	ED 80 400 M	ED80 70/70 M	ED80 100/70 M	ED80 100/100 M	ED80 150/70 M	ED80 150/100 M	ED80 150/150 M	ED80 70 PDC (DUAL)	ED80 100 PDC (DUAL)	ED80 150 PDC (DUAL)	ED80 200 PDC (DUAL)	ED80 300 PDC (DUAL)	ED80 400 PDC (DUAL)	
Process air [m³/h] @ 50 Hz	80		80		80		80		80		80	80		80		80		80		80		80		80
Process air [cfm] @ 50 Hz	47		47		47		47		47		47	47		47		47		47		47		47		47
Process air [m³/h] @ 60 Hz	96		96		96		96		96		96	96		96		96		96		96		96		96
Process air [cfm] @ 60 Hz	57		57		57		57		57		57	57		57		57		57		57		57		57
Process heater [kW]	2		2		2		2		2		2	2		2		2		2		2		2		2
Process heater	–		in Dryer		in Dryer		in Dryer		in Dryer		in Dryer	at Hopper		at Hopper		at Hopper		at Hopper		at Hopper		at Hopper		at Hopper
Regen. heater [kW]	in Dryer		in Dryer		in Dryer		in Dryer		in Dryer		in Dryer	at Hopper		at Hopper		at Hopper		at Hopper		at Hopper		at Hopper		at Hopper
Power suppl. EU/US [amps]	12.2/10.4		12.2/10.4		12.2/10.4		12.2/10.4		12.2/10.4		12.2/10.4	22.2/18.8		22.2/18.8		22.2/18.8		14.6/12.7		14.6/12.7		14.6/12.7		14.6/12.7
Power plug EU/US			CEE 16/without								CEE 32/without								CEE 16/without					
Drying hopper size [ltr.]	–		70	100	150	70	100	150	200	300	400	70/70	100/70	100/100	150/70	150/100	150/150	70	100	150	200	300	400	
Drying hopper size [cu.ft.]	–		2.47	3.53	5.3	2.47	3.53	5.3	7.06	10.59	14.12	2.47/2.47	3.53/2.47	3.53/3.53	5.3/2.47	5.3/3.53	5.3/5.3	2.47	3.53	5.3	7.06	10.59	14.12	
Drying hopper	–		on IMM					at Dryer		at Dryer		at Dryer		at Dryer		at Dryer		at Dryer		at Dryer		at Dryer		at Dryer
with casters	–		yes					yes		yes		yes		yes		yes		yes		yes		yes		yes
IMM loaders											–													1
IMM conveying volume											–													up to 1.5 l/cycle
Hopper loaders											–													1
Hopper conveying volume											–							6 l/cycle						12 l/cycle

DRYMAX	ER60	ER60-H	ER60 70	ER60 100	ER60 70 M	ER60 100 M	ER60 150 M	ER60 200 M	ER60 300 M	ER60 400 M	ER60 70 PDC (DUAL)	ER60 100 PDC (DUAL)	ER60 150 PDC (DUAL)	ER60 200 PDC (DUAL)	ER60 300 PDC (DUAL)	ER60 400 PDC (DUAL)	
Process air [m³/h] @ 50 Hz	60		60		60		60		60		60		60		60		60
Process air [cfm] @ 50 Hz	35		35		35		35		35		35		35		35		35
Process air [m³/h] @ 60 Hz	72		72		72		72		72		72		72		72		72
Process air [cfm] @ 60 Hz	42		42		42		42		42		42		42		42		42
Process heater [kW]	–	3	3		3		3		3		3		3		3		3
Process heater	–	ext.	at Hopper		at Hopper		at Hopper		at Hopper		at Hopper		at Hopper		at Hopper		at Hopper
Regen. heater [kW]	2		2		2		2		2		2		2		2		2
Power plug EU/US			CEE 16/without								CEE 16/without						
Drying hopper size [ltr.]	–		70	100	70	100	150	200	300	400	70	100	150	200	300	400	
Drying hopper size [cu.ft.]	–		2.47	3.53	2.47	3.53	5.30	7.06	10.59	14.12	2.47	3.53	5.30	7.06	10.59	14.12	
Drying hopper	–		on IMM				at Dryer		at Dryer		at Dryer		at Dryer		at Dryer		–
with casters	yes		yes				yes		yes		yes		yes		yes		–
IMM loaders																	PDC 1/ DUAL 2
IMM conveying volume																	up to 5 l/cycle
Hopper loaders																	1
Hopper conveying volume																	6 l/cycle

DRYMAX Application Table

Material	Drying time [h]	Temp. [°C]	DRYMAX																				
			P15 7		P15 15		30 I		50 I														
					ES40		30 I		50 I		70 I		100 I		150 I								
							D30		30 I		50 I		70 I		100 I								
									D60 ER60 ED80		30 I		50 I		70 I		100 I		150 I		200 I		300 I
								100		70 I		100 I		150 I		200 I		300 I		400 I			
ABS	2.5	80	4	9	19	19	37	62	8	13	18	25	38	50	76	101							
ASA	3	80	4	9	19	19	37	62	9	14	20	29	33	44	66	88							
CA	2.8	65	3	6	12	12	24	41	9	16	22	31	47	62	94	125							
CP	2.5	70	3	6	13	13	26	43	9	15	21	30	44	59	89	118							
EVA	2	80	2	5	10	10	21	35	9	14	20	29	43	57	86	114							
IONOMERE	3.5	90	3	6	12	12	23	39	5	8	11	16	24	32	48	64							
PA 11	3	75	4	9	18	18	37	61	6	10	14	21	31	41	62	83							
PA 12	3	75	3	7	14	14	29	48	6	10	14	21	31	41	62	83							
PA6	3	80	3	7	14	14	28	47	7	11	16	23	34	45	68	91							
PA6.6	3	80	3	7	14	14	28	47	7	11	16	23	34	45	68	91							
PA6.6GF35	3	80	4	9	17	17	34	57	9	14	20	28	43	57	85	113							
PBT	3.5	120	4	9	17	17	35	58	7	12	16	23	35	45	69	93							
PC	3	120	5	11	22	22	45	75	7	12	17	24	36	48	72	96							
PEEK	4	160	3	6	12	12	24	39	6	10	14	20	30	40	59	79							
PE filled	3	90	3	7	13	13	27	45	6	10	13	19	29	38	57	76							
PEI	3.5	150	5	11	21	21	43	71	7	11	15	22	33	43	65	87							
PE	1.5	90	3	7	13	13	27	45	11	19	26	37	56	75	112	149							
PES	3.5	150	5	10	20	20	39	66	7	12	16	23	35	47	70	94							
PET	4	125	4	9	17	17	35	58	6	11	15	21	37	42	63	84							
PET-A	6	170	3	7	14	14	28	47	4	7	10	14	21	28	42	56							
PETG	4	65	4	9	17	17	34	57	6	10	13	19	29	38	57	76							
PMMA	3.5	80	4	8	16	16	33	55	6	10	14	20	30	41	61	81							
POM	2.5	100	4	9	18	18	36	60	10	17	24	34	51	68	102	136							
PP	1.5	90	4	8	15	15	30	50	11	18	25	36	54	72	108	144							
PPO	2.5	100	4	9	19	19	37	62	8	13	18	28	38	51	77	102							
PPS	3.5	150	4	9	18	18	37	61	7	11	16	23	34	46	69	91							
PS	1.5	80	4	9	19	19	37	62	13	21	29	42	63	84	126	168							
PSU	2.5	140	3	6	12	12	24	39	9	15	21	30	44	59	89	118							
PUR	2.5	90	4	8	15	15	30	50	9	15	20	29	44	58	88	117							
PVC	1.5	70	6	13	26	26	52	87	16	27	38	54	81	108	162	216							
SAN	2.5	80	5	10	20	20	40	67	8	13	18	26	39	52	78	104							
SB	1.5	70	4	9	17	17	34	57	13	21	29	42	63	84	126	168							
TPE-E	3	100	3	7	15	15	29	49	7	12	17	24	36	47	71	95							
TPE-U	2	90	4	8	16	16	32	53	11	18	26	37	55	73	110	146							

DRYMAX E/SILMAX E Performance Data

Material	Drying time [h]	Temperature [°C]	Bulk density [kg/dm ³]	DRYMAX E [kg/h]						SILMAX E (Compact) [kg/h]										
				180	300	450	600	900	1,200	30	50	100	150	200	300	400	600	800	1,000	1,200
ABS	2.5	80	0.63	111	185	278	370	556	741	8	13	25	38	50	76	101	151	202	252	304
ASA	3	80	0.66	111	185	278	370	556	741	7	11	22	33	44	66	88	132	176	220	264
CA	2.8	65	0.78	73	122	183	244	366	488	9	16	31	47	62	94	125	187	250	312	376
CP	2.5	70	0.74	78	130	195	260	390	519	9	15	30	44	59	89	118	178	237	296	356
EVA	2	80	0.57	63	105	157	210	315	420	9	14	29	43	57	86	114	171	228	285	344
IONOMERE	3.5	90	0.56	69	116	174	232	347	463	5	8	16	24	32	48	64	96	128	160	192
PA 11	3	75	0.62	110	184	276	368	552	736	6	10	21	31	41	62	83	124	165	207	248
PA 12	3	75	0.62	87	145	217	290	435	580	6	10	21	31	41	62	83	124	165	207	248
PA6	3	80	0.68	85	142	213	284	427	569	7	11	23	34	45	68	91	136	181	227	272
PA6.6	3	80	0.68	85	142	213	284	427	569	7	11	23	34	45	68	91	136	181	227	272
PA6.6GF35	3	80	0.85	103	172	259	345	517	690	9	14	28	43	57	85	113	170	227	283	340
PBT	3.5	120	0.81	105	174	262	349	523	698	7	12	23	35	46	69	93	139	185	231	276
PC	3	120	0.72	134	224	336	448	672	896	7	12	24	36	48	72	96	144	192	240	288
PEEK	4	160	0.79	71	118	177	236	354	472	6	10	20	30	40	59	79	110	158	198	236
PE filled	3	90	0.57	81	135	202	269	404	538	6	9	19	29	38	57	76	114	152	190	228
PEI	3.5	150	0.76	129	214	321	429	643	857	7	11	22	33	43	65	87	130	174	217	260
PE	1.5	90	0.56	81	135	202	269	404	538	11	18	37	56	75	112	149	224	299	373	448
PES	3.5	150	0.82	118	197	296	395	592	789	7	12	23	35	47	70	94	141	187	234	280
PET	4	125	0.84	105	174	262	349	523	698	6	11	21	32	42	63	84	126	168	210	252
PET-A	6	170	0.84	85	141	211	282	423	563	4	7	14	21	28	42	56	84	112	140	168
PETG	4	65	0.76	103	172	259	345	517	690	6	10	19	29	38	57	76	114	152	190	228
PMMA	3.5	80	0.71	98	164	246	328	492	656	6	10	20	30	41	61	81	122	162	203	244
POM	2.5	100	0.85	108	181	271	361	542	722	10	17	34	51	68	102	136	204	272	340	408
PP	1.5	90	0.54	90	150	225	300	450	600	11	18	36	54	72	108	144	216	288	360	432
PPO	2.5	100	0.64	112	186	280	373	559	745	8	13	26	38	51	77	102	154	205	256	308
PPS	3.5	150	0.80	110	184	276	368	552	736	7	11	23	34	46	69	91	137	183	229	276
PS	1.5	80	0.63	111	185	278	370	556	741	13	21	42	63	84	126	168	252	336	420	504
PSU	2.5	140	0.74	71	118	176	235	353	470	9	15	30	44	59	89	118	178	237	296	356
PUR	2.5	90	0.73	90	150	225	300	450	600	9	15	29	44	58	88	117	175	234	292	352
PVC	1.5	70	0.81	157	261	391	522	783	1,043	16	27	54	81	108	162	216	324	432	540	648
SAN	2.5	80	0.65	121	201	302	403	604	805	8	13	26	39	52	78	104	156	208	260	312
SB	1.5	70	0.63	102	170	256	341	511	682	13	20	42	63	84	126	168	252	336	420	504
TPE-E	3	100	0.71	88	147	221	294	441	588	7	12	24	36	47	71	95	142	189	237	284
TPE-U	2	90	0.73	96	160	239	319	479	638	11	18	37	55	73	110	146	219	292	365	440



Technology working for you.

Wittmann Kunststoffgeräte GmbH

Lichtblaustraße 10

1220 Vienna | Austria

Tel.: +43 1 250 39 0 | Fax: +43 1 259 71 70

info@wittmann-robot.at

www.wittmann-robot.com